



Lab equipment

# Precise control, exceptional results

Thermo Scientific Heratherm  
Environmental Chambers



Heratherm Environmental Chambers offer exceptional environmental control in a hassle-free chamber that is easy to program and use.



# Modern appearance, advanced performance

Sleek in appearance, our chambers blend aesthetics and precise environmental controls with innovative technology. Thermo Scientific™ Heratherm™ Environmental Chambers offer reliable and consistent performance supported by data capture and validation for 21 CFR Part 11. They are excellent for use in controlled environments with flexible configurations to meet the demands of academic and industrial workflows.

## Our commitment to sustainability ensures responsible workflows.

Reduce your environmental footprint\* while achieving outstanding results with Heratherm Environmental Chambers' decreased water and energy consumption and Peltier technology.

- Water-efficient humidification system with integrated water tank and optional clean water connection.
- Peltier technology supports temperature stability and uniformity with lower energy usage compared to traditional compressors.
- Vertical low-energy LED lighting includes UV light and programmable light spectrum and day/night cycles.

\* When you upgrade from current models to new models.

## Additional advanced features of Heratherm Environmental Chambers include:

- Four models available offering various controlled climates including humidity, temperature, light and UV light for testing, and CO<sub>2</sub> incubation.
- Appropriate for controlled environments:
  - Programmable interface for open or restricted user modes
  - Data logging for 21 CFR Part 11 and remote data monitoring needs
  - ICH stability and photostability testing – addressing temperature, humidity, light, and UV exposure according to guidelines Q1A(R2) and Q1B
  - Available IQ/OQ qualifications service; visit [thermofisher.com/chamberservice](https://thermofisher.com/chamberservice)
- Security features including overtemperature alarm and switch off features, door alarms, restricted protocol programming, various alerts, and manual/automated door locking.
- Ease-of-use features including dual access ports for maximum flexibility and rounded corners for easy cleaning.

## At-a-glance environmental chamber comparison

Chamber type	Size	Temperature range	Humidity	Light	CO <sub>2</sub>	Cat. No.
<b>Heratherm Light Chamber</b>						
Solid exterior door with interior glass door	750 L (26.5 cu. ft.)	0 – 70°C (15 – 45°C)*	10 – 80% RH*	LED technology	–	ELS750
Glass exterior door	750 L (26.5 cu. ft.)	0 – 70°C (15 – 45°C)*	10 – 80% RH*	LED technology	–	ELG750
<b>Heratherm Stability Chamber</b>						
Solid exterior door with interior glass door	750 L (26.5 cu. ft.)	0 – 70°C	10 – 90% RH	–	–	ESS750
Glass exterior door	750 L (26.5 cu. ft.)	0 – 70°C	10 – 90% RH	–	–	ESG750
<b>Heratherm CO<sub>2</sub> Chamber</b>						
Solid exterior door with interior glass door	750 L (26.5 cu. ft.)	0 – 45°C	10 – 90% RH	–	0 – 20% v/v	ECS750
Glass exterior door	750 L (26.5 cu. ft.)	0 – 45°C	10 – 90% RH	–	0 – 20% v/v	ECG750
<b>Heratherm Incubation Chamber</b>						
Solid exterior door with interior glass door	750 L (26.5 cu. ft.)	0 – 70°C	–	–	–	EIS750
Glass exterior door	750 L (26.5 cu. ft.)	0 – 70°C	–	–	–	EIG750

\* with LED light switched on

# Heratherm Light Chambers

Get extensive environmental control with versatile LED light distribution settings along programmable temperature and humidity ranges.



ELS750 with 3 plant growth LED modules installed.

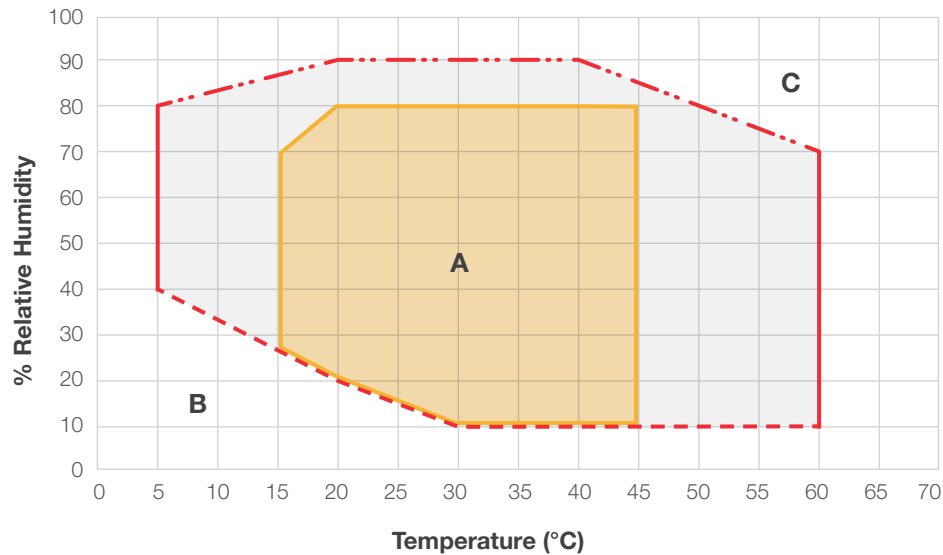
## High-performance light settings for specialized applications including ICH testing, animal hatching and plant growth. Features include:

- Accurate and even light distribution throughout chamber.
- Increased energy efficiency and sustainability with long-lasting LED lighting, compared to fluorescent bulbs – no hazardous metal mercury.
- Programmable range of light color and intensity available across red, blue and white color spectrums, and UV channel on ICH mode.
- Fits up to 3 light modules, sold separately as accessories.
- Broad relative humidity range to cover many applications, including humidity levels below ambient.
- Environmentally friendly water-efficient humidification system.
- Minimal condensate in standard applications.\*
- Integrated water tank; fixed water connection for in-house purified water option available.
- Energy-efficient Peltier technology supports temperature stability and uniformity with lower energy usage compared to traditional compressors and without hazardous refrigerant.
- Two access ports for independent data capture, and internal documentation of set and actual parameter values, along with event log to meet 21 CFR Part 11 requirements for process documentation. **NOTE:** Factory-installed electrical sockets not available for this model.
- Data retrieval via USB stick or Thermo Cloud via OPC-UA™ standard.
- Sample and process protection: Assign password-protected access; restrict access with standard door lock, or optional automated door lock; various alarm options to prevent operator of process issues.
- Intuitive touchscreen interface with easy programmability of day/night cycles, temperature & relative humidity ramps, and process duration.
- Simplified set-up with no technician required; install using standard power cord.
- IQ/OQ qualifications and other services available; visit [thermofisher.com/chamberservice](https://thermofisher.com/chamberservice).
- Additional features: Inner glass door keeps environments stable, even when opening outer door. Rounded corners for easy cleaning.

\* As shown in graph area A, based on testing June 2023 to April 2024

# Temperature and relative humidity ranges

Heratherm Light Chamber with temperature and RH control



## Relative humidity – temperature

(Reference ambient condition: 22°C; <50% rel. humidity)

## With activated LED light:

Temp: 15 – 45° C

RH: 10 – 80%

- **LED light boundaries**  
Area shows available range with LED light on
- - - **Maximum humidity, LED light off**  
(Condensate-free boundary line)
- - - **Minimum humidity, LED light off**  
(requires low ambient temperature & humidity)

### Area A:

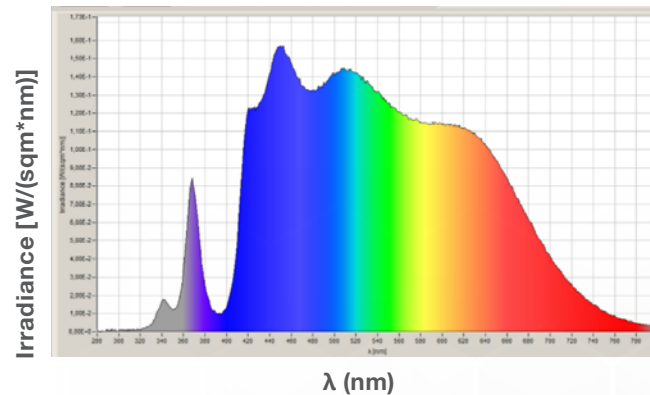
Effective temperature and humidity range.  
(Condensate-free area)

### Area B:

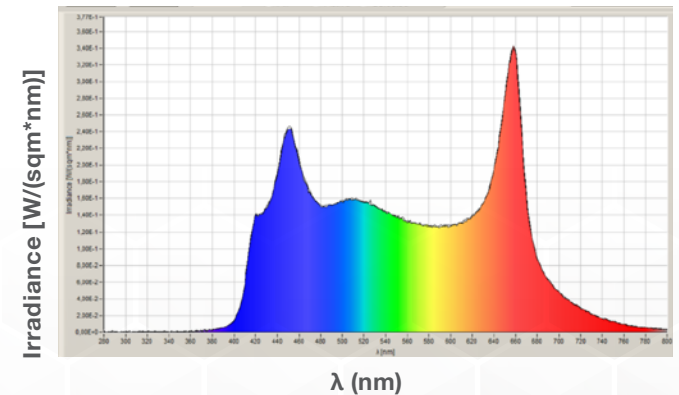
Very low temperature and humidity area.  
Reachable only if the ambient condition  
is significantly lower and the chamber  
samples are very dry

### Area C:

Immediate condensation formation area  
at coldest point of unit



This graph shows the range of the light spectrum inside the Light Chamber when set with ICH light modules.



This graph shows the range of the light spectrum inside the Light Chamber when set up with plant growth light modules.



# Specifications

## Heratherm Light Chambers



Specifications	ELS750	ELG750
Chamber size	750 L (26.5 cu. ft.)	750 L (26.5 cu. ft.)
Door type	Solid door with inner glass door	Exterior glass door
<b>Temperature</b>		
Temperature range without light	0 – 70°C	0 – 70°C
Temperature range with light	15 – 45°C	15 – 45°C
Temperature increments	0.1°C	0.1°C
<b>Humidity</b>		
Humidity range at 37°C	10 – 80% RH with light, 10 – 90% RH without light	10 – 80% RH with light, 10 – 90% RH without light
Humidity increments	0.1%	0.1%
Water consumption	≤ 1.3 L / day*	≤ 1.3 L / day*
<b>Light</b>		
Number of light modules	1 to 3	1 to 3
Choice of light modules	ICH, plant growth/animal hatching/testing	Plant growth/animal hatching/testing
<b>Electrical</b>		
Voltage, power	100 – 240 V, 50/60 Hz, 1650 W	100 – 240 V, 50/60 Hz, 1650 W
Power plug **	Standard plug, based on country	Standard plug, based on country
Energy consumption with / without light	5 - 15 kWh / 15 - 23 kWh per day*	5 - 15 kWh / 15 - 23 kWh per day*
<b>Shelving</b>		
Shelves (std. / positions)	3 / 36	3 / 36
Shelf construction	Perforated stainless steel, Type 1.4301 / AISI 304	Perforated stainless steel, Type 1.4301 / AISI 304
<b>Dimensions</b>		
Internal dimensions (WxHxD)	840 x 1450 x 630 mm (33.07 x 57.09 x 24.8 in.)	840 x 1450 x 630 mm (33.07 x 57.09 x 24.8 in.)
Exterior dimensions (WxHxD)	1080 x 1835 x 895 mm (42.52 x 72.24 x 35.24 in.)	1080 x 1835 x 895 mm (42.52 x 72.24 x 35.24 in.)
Shipping weight	391 kg (862 lbs.)	382 kg (842 lbs.)
<b>Certifications</b>		
	UL, CE	UL, CE

**NOTE:** 24-month warranty standard with Heratherm Environmental Chambers

\* Value depends on settings, usage, number of light modules installed, and environmental conditions.

\*\* Standard power cords are available for all countries. Please reach out to your representative for more information.

# Heratherm Stability Chambers

Gain confidence in your product when testing stability and shelf life with robust chambers designed to meet a variety of quality control demands.



**Temperature and humidity controls, well suited for stability testing, shelf-life testing, and environmental testing. Features include:**

- Broad relative humidity range to cover many applications, including humidity levels below ambient.
- Environmentally friendly water-efficient humidification system.
- Minimal condensate in standard applications.\*
- Integrated water tank; fixed water connection for in-house purified water option available.
- Energy-efficient Peltier technology supports temperature stability and uniformity with lower energy usage compared to traditional compressors and without hazardous refrigerant.
- Two access ports for independent data capture, and internal documentation of set and actual parameter values, along with event log to meet 21 CFR Part 11 requirements for process documentation.
- Data retrieval via USB stick or Thermo Cloud via OPC-UA standard.
- Sample and process protection: Assign password-protected access; restrict access with standard door lock, or optional automated door lock; various alarm options to prevent operator of process issues.
- Intuitive touchscreen interface with easy programmability of temperature cycles and process duration.
- Simplified setup with no technician required; install using standard power cord.
- IQ/OQ qualifications and other services available; visit [thermofisher.com/chamberservice](https://thermofisher.com/chamberservice).
- Inner glass door keeps environment stable, even when opening outer door. Glass door also available.
- Rounded corners and removable shelving offer easy cleaning to help prevent cross-contamination.

**CO<sub>2</sub> with temperature and humidity option is available for incubation of non-human mammalian cells.\*\* All features remain the same with the addition of CO<sub>2</sub> capability and:**

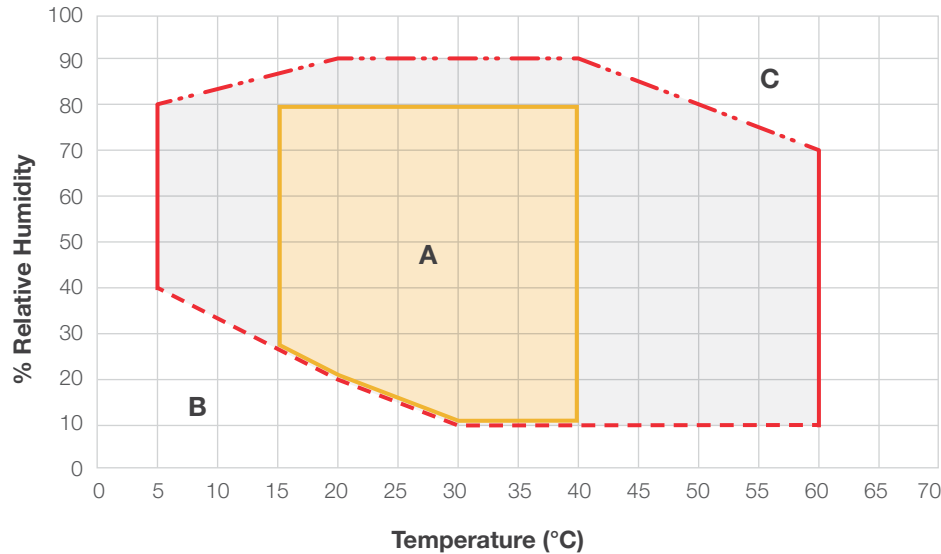
- Precisely control the essential parameters of your distinct cell growth conditions — active humidity controls the incubation environment with accuracy.

\* As shown in graph area A, based on testing June 2023 to April 2024

\*\* No medical device certification.

# Temperature and relative humidity ranges

## Stability Chamber with temperature & RH control



### Relative humidity — temperature

(Reference ambient condition: 22°C; <50% rel. humidity)

#### Area A:

Effective temperature and humidity range. (Condensate-free area)

#### Area B:

Very low temperature and humidity area. Reachable only if the ambient condition is significantly lower and the chamber samples are very dry

#### Area C:

Immediate condensation formation area at coldest point of unit

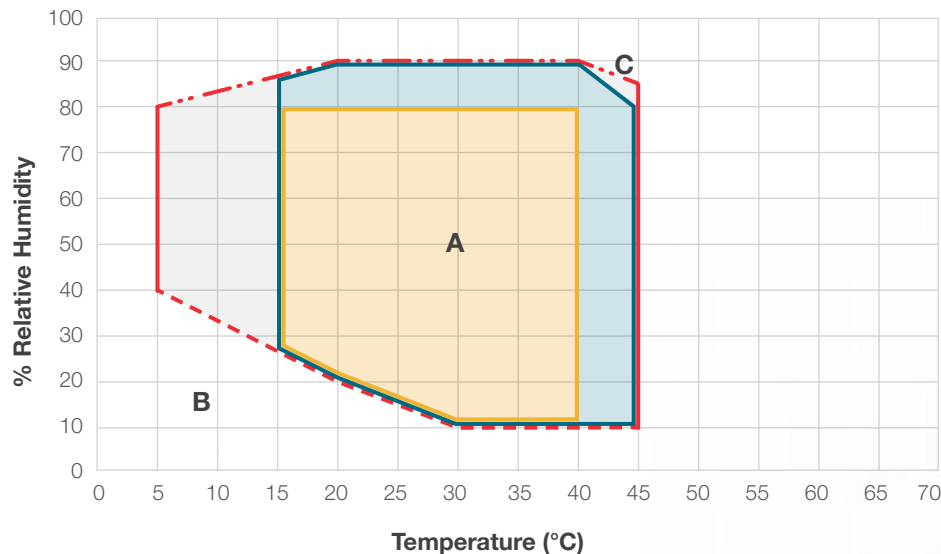
**Maximum humidity**  
(Condensate-free boundary line)

**Minimum humidity**

**Limited range in CO<sub>2</sub> Chambers**  
CO<sub>2</sub> Chambers have limited temperature and relative humidity levels

**Limited range factory-installed electrical socket options**  
When electrical sockets are installed, temperature and relative humidity levels are limited

## CO<sub>2</sub> Chamber with temperature & RH control



### CO<sub>2</sub> Chamber temperature/humidity diagram

(Reference ambient condition: 22°C; <50% rel. humidity)

#### With activated CO<sub>2</sub> Control:

Temp: 15 – 45°C

RH: 10 – 90%



# Specifications

## Heratherm Stability Chambers and CO<sub>2</sub> Chambers

Specifications	Stability Chamber	CO <sub>2</sub> Chamber
Catalog numbers	ESS750 / ESG750	ECS750 / ECG750
Chamber size	750 L (26.5 cu. ft.)	750 L (26.5 cu. ft.)
Door type	Solid / Glass	Solid / Glass
<b>Temperature</b>		
Temperature range	0 – 70°C	0 – 45°C
Temperature increments	0.1°C	0.1°C
<b>Humidity</b>		
Humidity range at 37°C	10 – 90% RH	10 – 90% RH
Humidity increments	0.1%	0.1%
Water consumption	≤ 0.8 L per day*	≤ 0.8 L per day*
<b>CO<sub>2</sub></b>		
CO <sub>2</sub> range	—	0 – 20% v/v
CO <sub>2</sub> increments	—	1%
<b>Electrical</b>		
Voltage, power	100 – 240 V, 50/60 Hz, 1400 W	100 – 240 V, 50/60 Hz, 1400 W
Power plug**	Standard plug, based on country	Standard plug, based on country
Energy consumption	5 to 15 kWh per day*	5 to 15 kWh per day*
<b>Shelving</b>		
Shelves (std. / positions)	3 / 36	3 / 36
Shelf construction	Perforated stainless steel Type 1.4301 / AISI 304	Perforated stainless steel Type 1.4301 / AISI 304
<b>Dimensions</b>		
Internal dimensions (WxHxD)	840 x 1450 x 630 mm (33.07 x 57.09 x 24.8 in.)	840 x 1450 x 630 mm (33.07 x 57.09 x 24.8 in.)
Exterior dimensions (WxHxD)	1080 x 1835 x 895 mm (42.52 x 72.24 x 35.24 in.)	1080 x 1835 x 895 mm (42.52 x 72.24 x 35.24 in.)
Shipping weight	381 kg (840 lbs.)	372 kg (820 lbs.)
<b>Certifications</b>		
	UL, CE	UL, CE

**NOTE:** 24-month warranty standard with Heratherm Environmental Chambers

\* Value depends on settings, usage and environmental conditions.

\*\* Standard power cords are available for all countries. Please reach out to your representative for more information.

# Heratherm Incubation Chambers

Comprehensive data monitoring and temperature control combined with a flexible chamber help provide a dependable option for microbiological incubation or temperature-dependent storage and testing.



**Produces precise temperature conditions above and below ambient, ideally suited for microbiological incubation, and heated or cooled incubated storage. Features include:**

- Uniform temperature throughout the chamber.
- Energy-efficient Peltier technology supports temperature stability and uniformity with lower energy usage compared to traditional compressors and without hazardous refrigerant.
- Intuitive touchscreen interface with easy programmability of temperature cycles and process duration.
- Two access ports for independent data capture, and internal documentation of set and actual parameter values, along with event log to meet 21 CFR Part 11 requirements for process documentation.
- Data retrieval via USB stick or Thermo Cloud via OPC-UA standard.
- Sample and process protection: Assign password-protected access; restrict access with standard door lock, or optional automated door lock; various alarm options to prevent operator or process issues.
- Simplified setup with no technician required; install using standard power cord.
- IQ/OQ qualifications and other services available; visit [thermofisher.com/chamberservice](https://thermofisher.com/chamberservice).
- Inner glass door keeps environment stable, even when opening outer door. Glass door also available.
- Rounded corners and removable shelving offer easy cleaning to help prevent cross-contamination.

# Specifications

## Heratherm Incubation Chambers



Specifications	EIS750	EIG750
Chamber size	750 L (26.5 cu. ft.)	750 L (26.5 cu. ft.)
Door type	Solid door with inner glass door	Exterior glass door
<b>Temperature</b>		
Temperature range	0 – 70°C	0 – 70°C
Temperature increments	0.1°C	0.1°C
<b>Electrical</b>		
Voltage, power	100 – 240 V, 50/60 Hz, 900 W	100 – 240 V, 50/60 Hz, 900 W
Power plug**	Standard plug, based on country	Standard plug, based on country
Energy consumption	3.5 to 15 kWh per day *	3.5 to 15 kWh per day *
<b>Shelving</b>		
Shelves (std. / positions)	3 / 36	3 / 36
Shelf construction	Perforated stainless steel, Type 1.4301 / AISI 304	Perforated stainless steel, Type 1.4301 / AISI 304
<b>Dimensions</b>		
Internal dimensions (WxHxD)	840 x 1450 x 630 mm (33.07 x 57.09 x 24.8 in.)	840 x 1450 x 630 mm (33.07 x 57.09 x 24.8 in.)
Exterior dimensions (WxHxD)	1080 x 1835 x 895 mm (42.52 x 72.24 x 35.24 in.)	1080 x 1835 x 895 mm (42.52 x 72.24 x 35.24 in.)
Shipping weight	381 kg (840 lbs.)	372 kg (820 lbs.)
<b>Certifications</b>		
	UL, CE	UL, CE

**NOTE:** 24-month warranty standard with Heratherm Environmental Chambers

\* Value depends on settings, usage and environmental conditions.

\*\* Standard power cords are available for all countries. Please reach out to your representative for more information.

# Environmental chamber factory-installed options


Factory-installed options must be selected when ordering an environmental chamber. These options cannot be retrofitted after delivery.

Option	Description	Includes	Cat. No.
<b>Electrical outlets USA</b>	Two interior electrical outlets US. Available with models EIS750, EIG750, ESS750, ESG750, ECS750, ECG750	Two electrical outlets with cover, on left side of inner chamber, US NEMA 5-15, 120 V, 60 Hz. <b>NOTE:</b> Maximum settings of temperature / humidity levels are restricted to 40°C / 80% with this option.	OUTLUS
<b>Electrical outlets EU (Schuko)</b>	Two interior electrical outlets EU (Schuko). Available with models EIS750, EIG750, ESS750, ESG750, ECS750, ECG750.	Two electrical outlets with cover, on left side of inner chamber, EU Schuko, 230 V, 50 Hz. <b>NOTE:</b> Maximum settings of temperature / humidity levels are restricted to 40°C / 80% with this option.	OUTLEU
<b>Electrical outlets China</b>	Two interior electrical outlets China. Available with models EIS750, EIG750, ESS750, ESG750, ECS750, ECG750.	Two electrical outlets with cover, on left side of inner chamber, China, 230 V, 50 Hz. <b>NOTE:</b> Maximum settings of temperature / humidity levels are restricted to 40°C / 80% with this option.	OUTLCH
<b>Electrical outlets UK</b>	Two interior electrical outlets UK. Available with models EIS750, EIG750, ESS750, ESG750, ECS750, ECG750.	Two electrical outlets with cover, on left side of inner chamber, UK, 230 V, 50 Hz. <b>NOTE:</b> Maximum settings of temperature / humidity levels are restricted to 40°C / 80% with this option.	OUTLUK
<b>Electrical outlets India</b>	Two interior electrical outlets India. Available with models EIS750, EIG750, ESS750, ESG750, ECS750, ECG750.	Two electrical outlets with cover, on left side of inner chamber, India, 230 V, 50 Hz. <b>NOTE:</b> Maximum settings of temperature / humidity levels are restricted to 40°C / 80% with this option.	OUTLIND
<b>Electrical outlets Australia</b>	Two interior electrical outlets Australia. Available with models EIS750, EIG750, ESS750, ESG750, ECS750, ECG750.	Two electrical outlets with cover, on left side of inner chamber, Australia, 230 V, 50 Hz. <b>NOTE:</b> Maximum settings of temperature / humidity levels are restricted to 40°C / 80% with this option.	OUTLAUS
<b>Electrical outlets Switzerland</b>	Two interior electrical outlets Switzerland. Available with models EIS750, EIG750, ESS750, ESG750, ECS750, ECG750.	Two electrical outlets with cover, on left side of inner chamber, Swiss outlet, 230 V, 50 Hz. <b>NOTE:</b> Maximum settings of temperature / humidity levels are restricted to 40°C / 80% with this option.	OUTLSWI
<b>Left hinge door</b>	Left hinge door	Door with left hinge.	LHDOOR
<b>Automated door lock</b>	Automated, motorized door lock: opening and closing is done via the user interface.	Door lock is automated and can be locked / unlocked by user interface. Protection with user ID / password.	AUTOLOCK
<b>Shaker shelving</b>	Shaker shelving: 1 shaker shelf installed at middle of workspace (please add interior outlet choice as a separate line item if needed), 90 kg max. capacity	<b>NOTE:</b> Changes in position of the shelf or additional shaker shelves need to be installed by a qualified technician for safety reasons. Standard shelves can be used as needed in addition. One shaker can be placed on chamber floor.	SHAKERSH
<b>Clean water connection</b>	Chamber does not contain a water tank. An external clean water connection must be connected to the chamber for water supply.	<b>NOTE:</b> The required water quality resistance range of 50 K to 1 M Ohm*cm.	EXTWATER

# Environmental chamber accessories

Accessory	Description	Includes	Cat. No.
<b>Shelving</b>			
Perforated stainless steel shelf kit 750L	Perforated stainless steel shelf, including shelf holders for 750 L models of the Heratherm environmental chambers: 30 kg max. capacity	1 perforated shelf and 2 shelf supports	333946
Reinforced stainless steel shelf kit 750L	Reinforced stainless steel shelf, including shelf holders for 750 L models of the Heratherm environmental chambers: 90 kg max. capacity	1 reinforced perforated shelf and 2 shelf supports	333950
Wire mesh shelf kit 750L	Wire mesh shelf, including shelf holders for 750 L models of the Heratherm environmental chambers; 30 kg max. capacity	1 wire mesh shelf and 2 shelf supports	333948
Additional shelf for shaker	Shelf for shaker or heavy load with fixtures; requires installed shaker shelving system (see factory installed options on previous page) as a prerequisite; one additional shelf can be installed; installation by a qualified technician for safety reasons.	1 perforated shaker shelf with supports and fastening material	334267G02
<b>Humidity system</b>			
Water tank	Extra tank, includes tubing	1 water tank (5L), tubing to connect	333267G01
<b>Light system</b>			
Light module ICH	Light module for ICH, with white, red and blue LED lights, and UV LED light Note: module can only be used in ELS750, not in ELG750 - solid door required for safety	1 module with LED, connection and 2 shelf supports	333979G01
Light module Plant Growth	Light module plant / animal with white, red and blue LED lights	1 module with LED, connection and 2 shelf supports	333080G01

**NOTE:** Power cord based on location of order: Australia, China, Denmark, India, Japan, EU Schuko, Switzerland, US: Nema 5-20P - (please ask for Nema 6-20P if desired)



# Connect Edge Gateway for InstrumentConnect remote monitoring with OPC UA™

Thermo Scientific™ InstrumentConnect is professional-grade remote monitoring system for monitoring laboratory equipment and other devices to help protect samples and increase asset management efficiencies. The InstrumentConnect system utilizes Connect Edge adapters and gateways to send data to the InstrumentConnect cloud or to your own premise-based system (LIMS, BMS, SCADA) using OPC-UA™ protocol. Connect Edge hardware is compatible with 700+ Thermo Fisher Scientific laboratory equipment makes and models. Learn more at [thermofisher.com/connectededge](https://thermofisher.com/connectededge)



Learn more at [thermofisher.com/chambers](https://thermofisher.com/chambers)

thermo scientific

For laboratory use. It is the customer's responsibility to ensure that the performance of the product is suitable for the customer's specific uses or applications.

© 2025 Thermo Fisher Scientific Inc. All rights reserved. OPC UA is a trademark of OPC Foundation. All other trademarks are the property of Thermo Fisher Scientific or its subsidiaries. BROC-11445526 0725